


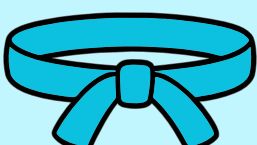




DRIVING SCHOOL CURRICULUM



Ignition Level	Gear-Up Level	City Cruiser Level	Highway Navigator Level	Precision Driver Level	Road Test Master Level
----------------	---------------	--------------------	-------------------------	------------------------	------------------------

	Ignition Level	<ul style="list-style-type: none">• Adjust mirrors, seat, and steering• Dashboard indicators and blind spots• Straight-line driving in a protected area• Hand position and smooth braking
	2 Classes 1 hour each	
	Gear-Up Level	<ul style="list-style-type: none">• Frequent mirror checks• Safe following distance• Smooth starts, stops & turns• Neighborhood & residential driving
	2 Classes 1 hour each	
	City Cruiser Level	<ul style="list-style-type: none">• Complete stops at signs and lights• Safe right and left turns at intersections• Yielding to pedestrians• Navigating 4-way stops & roundabouts
	2 Classes 1 hour each	
	Highway Navigator Level	<ul style="list-style-type: none">• Lane changes (mirror, signal, blind spot)• Merging onto and exiting freeways• Maintaining appropriate traffic speed• Driving on one-way and divided roads
	2 Classes 1 hour each	
	Precision Driver Level	<ul style="list-style-type: none">• Parallel and angle parking• Hill parking and 9-point turn• Bock in parking and reversing• Curbside stops and pull-outs
	2 Classes 1 hour each	
	Road Test Master Level	<ul style="list-style-type: none">• DPS mock test simulation• Correcting weak spots• Integration of all belt skills• Composure under test conditions
	2 Classes 1 hour each	

SKILLS TO MASTER FOR THE DPS TEST:

- Proper use of Signals
 - Hand Control
- Observation at intersection
 - Hazard awareness & defense

For More Information

512-255-1660

<https://parinamadrivingschool.com>
info@parinamadrivingschool.com

